

Spa Francorchamps
International GT Open
Free Practice - 3
Provisional Results

INTERNATIONAL
GT OPEN 500

Cls	Nº	Entrant/Team	Nat	Driver 1	Nat	Driver 2	Nat	Vehicle	Cat	Cls	Laps	Best	Time	Gap	Interval	Km/h
1	75	Team ISR	CZE	Filip Salaquarda	CZE	Libor Milota	CZE	Audi R8 LMS GT3 Evo II	PROAM	1	12	12	2:19.657			180.5
2	11	Fach Auto Tech	CHE	Alexander Schwarzer	MEX	Alexander Fach	CHE	Porsche 911 GT3 R EVO (992)	PROAM	2	7	6	2:20.283	0.626	0.626	179.7
3	97	Blackthorn	GBR	Charles Bateman	GBR	Jonny Adam	GBR	Aston Martin AMR Vantage GT3 E	PROAM	3	10	10	2:20.598	0.941	0.315	179.3
4	26	Saintéloc Racing	FRA	Michaël Blanchemain	FRA	Jim Pla	FRA	Audi R8 LMS GT3 Evo II	PROAM	4	12	12	2:21.282	1.625	0.684	178.4
5	6	Baron Motorsport Team	AUT	Andrzej Lewandowski	POL	Adrian Lewandowski	POL	Ferrari 296 GT3	AM	1	13	13	2:21.667	2.010	0.385	177.9
6	80	AF Motorsport	PRY	André Fernandes	VEN	Angelo Fontana	VEN	Porsche 991.2 GT3R	AM	2	13	13	2:21.900	2.243	0.233	177.6
7	10	2 Seas Motorsport	GBR	Scott Noble	USA	Jason Hart	USA	Mercedes AMG GT3 EVO	AM	3	11	11	2:22.144	2.487	0.244	177.3
8	54	CBRX by SPS	DEU	Dexter Müller	CHE	Yannick Mettler	CHE	Mercedes AMG GT3 EVO	PROAM	5	12	12	2:22.807	3.150	0.663	176.5
9	27	Optimum Motorsport	GBR	Morgan Tillbrook	GBR	Ben Barnicoat	GBR	McLaren 720s GT3 Evo	PROAM	6	8	8	2:23.160	3.503	0.353	176.1
10	88	Track Focused	GBR	Darren Kell	GBR	James Kell	GBR	McLaren 720 Evo GT3	PROAM	7	12	11	2:23.166	3.509	0.006	176.1
11	777	Olimp Racing	POL	Marcin Jedliński	POL	Karol Basz	POL	Ferrari 296 GT3 EVO	PROAM	8	10	9	2:23.466	3.809	0.300	175.7
12	117	Mikkel O. Pedersen Racing	DNK	Mikkel O. Pedersen	DNK	Lars Engelbrekt Pedersen	DNK	Porsche 911 GT3 R EVO (992)	PROAM	9	9	9	2:23.566	3.909	0.100	175.6
13	108	Iron Lynx	ITA	Ameerh Naran	ZWE	Theodor Jensen	DNK	Mercedes AMG GT3 EVO	PROAM	10	13	13	2:23.833	4.176	0.267	175.3
14	16	AF Corse	ITA	Marcelo Hahn	BRA	Galid Osman	BRA	Ferrari 296 GT3	AM	4	12	12	2:24.217	4.560	0.384	174.8
15	24	Greystone GT	GBR	Andrey Borodin	GBR	Oliver Webb	GBR	McLaren 720s GT3 Evo	PROAM	11	9	9	2:25.217	5.560	1.000	173.6
16	14	Good Speed Racing Team	POL	Piotr Wira	POL	Tomasz Magdziarz	POL	Aston Martin AMR Vantage GT3 E	AM	5	10	9	2:25.255	5.598	0.038	173.5
17	25	Into Africa Racing by Dragon Racing Intl.	ZAF	Xolile Letlaka	ZAF	Stuart White	ZAF	Ferrari 296 GT3	PROAM	12	13	11	2:26.235	6.578	0.980	172.4
18	77	Grupo Prom Racing Team	DEU	Alfredo Hernández	MEX	Stéphane Tribaudini	FRA	Mercedes AMG GT3 EVO	AM	6	12	12	2:31.286	11.629	5.051	166.6
19	12	Fach Auto Tech	CHE	Joel Monegro Reyes	DNK	Lucas Wolf	DEU	Porsche 911 GT3 R EVO (992)	AM	7	4	2	2:36.938	17.281	5.652	160.6
20	55	AF Corse	ITA	Laurent De Meeus	BEL	Vincent Abril	FRA	Ferrari 296 GT3 EVO	PROAM	13	4	4	2:44.735	25.078	7.797	153.0
21	5	Olimp Racing	POL	Stanislaw Jedliński	POL	Krystian Korzeniowski	POL	Ferrari 296 GT3 EVO	AM	8	7	7	3:00.993	41.336	16.258	139.3

Published at:.....

Track Temp: 12.7 °C Air Temp: 7.2 °C Humidity: 78 % Track Status: WET

Race Director:

Alessandro Ferrari

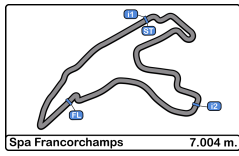
ACI DGA 392080

Timekeeper:

Luis Garcia

JCR-2654-ESP/M





Spa Francorchamps
International GT Open
Free Practice - 3
Track Limit

INTERNATIONAL
GT OPEN 500

The Stewards, having received a report from Race Director, have considered the following matter and determine the following:

Session Free Practice - 3

Fact The cars below did not use the track at the turns listed below

Infringement Breach of Appendix L Chapter IV Article 2 c) of the FIA International Sporting Code and Article 19.4/19.5 of the Sporting Regulations.

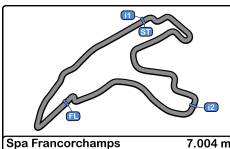
Decision Deletion of the lap times shown in accordance with Article 12.4.1.e of the FIA International Sporting Code.

Note

- Certain decisions of the Stewards are subject to appeal (Article 15 of the FIA International Sporting Code).
- These penalties are not subject to appeal Article.12.3.4 of the FIA International Sporting Code and Article 16.5 of the Sporting Regulations.
- According to Article.12.3.3.b of the FIA International Sporting Code these decisions become immediately binding even in case of an appeal.

Ord	Turn	N° Driver	Entrant/Team	Time of Day	Lap Time
1	0	24 Borodin - Webb	Greystone GT	9:11:40.808	9:11:40.808
2	17	24 Borodin - Webb	Greystone GT	9:14:20.097	2:39.289
3	17	77 Hernández - Tribaudini	Grupo Prom Racing Team	9:26:40.219	2:47.540
4	4	5 Jedliński - Korzeniowski	Olimp Racing	9:30:31.480	2:51.257
5	4	777 Jedliński - Basz	Olimp Racing	9:31:30.178	2:32.031
6	17	24 Borodin - Webb	Greystone GT	9:31:51.177	2:32.767
7	4	16 Hahn - Osman	AF Corse	9:33:03.210	2:28.191
8	4	11 Schwarzer - Fach	Fach Auto Tech	9:33:14.136	2:24.452
9	4	75 Salaquarda - Milota	Team ISR	9:36:00.348	2:21.415
10	10	97 Bateman - Adam	Blackthorn	9:37:31.251	2:24.105
11	17	24 Borodin - Webb	Greystone GT	9:39:12.140	2:25.781
12	4	88 Kell - Kell	Track Focused	9:40:09.744	2:21.999
13	4	777 Jedliński - Basz	Olimp Racing	9:43:12.502	3:11.496

The Stewards:



Spa Francorchamps
International GT Open
Free Practice - 3
Provisional Results by Category

INTERNATIONAL
GT OPEN 500

PROAM																
Cls	N°	Entrant/Team	Nat	Driver 1	Nat	Driver 2	Nat	Vehicle	Cat	Cls	Laps	Best	Time	Gap	Interval	Km/h
1	75	Team ISR	CZE	Filip Salaquarda	CZE	Libor Milota	CZE	Audi R8 LMS GT3 Evo II	PROAM	1	12	12	2:19.657			180.5
2	11	Fach Auto Tech	CHE	Alexander Schwarzer	MEX	Alexander Fach	CHE	Porsche 911 GT3 R EVO (992)	PROAM	2	7	6	2:20.283	0.626	0.626	179.7
3	97	Blackthorn	GBR	Charles Bateman	GBR	Jonny Adam	GBR	Aston Martin AMR Vantage GT3 E	PROAM	3	10	10	2:20.598	0.941	0.315	179.3
4	26	Saintéloc Racing	FRA	Michaël Blanchemain	FRA	Jim Pla	FRA	Audi R8 LMS GT3 Evo II	PROAM	4	12	12	2:21.282	1.625	0.684	178.4
5	54	CBRX by SPS	DEU	Dexter Müller	CHE	Yannick Mettler	CHE	Mercedes AMG GT3 EVO	PROAM	5	12	12	2:22.807	3.150	1.525	176.5
6	27	Optimum Motorsport	GBR	Morgan Tillbrook	GBR	Ben Barnicoat	GBR	McLaren 720s GT3 Evo	PROAM	6	8	8	2:23.160	3.503	0.353	176.1
7	88	Track Focused	GBR	Darren Kell	GBR	James Kell	GBR	McLaren 720 Evo GT3	PROAM	7	12	11	2:23.166	3.509	0.006	176.1
8	777	Olimp Racing	POL	Marcin Jedliński	POL	Karol Basz	POL	Ferrari 296 GT3 EVO	PROAM	8	10	9	2:23.466	3.809	0.300	175.7
9	117	Mikkel O. Pedersen Racing	DNK	Mikkel O. Pedersen	DNK	Lars Engelbrekt Pedersen	DNK	Porsche 911 GT3 R EVO (992)	PROAM	9	9	9	2:23.566	3.909	0.100	175.6
10	108	Iron Lynx	ITA	Ameerh Naran	ZWE	Theodor Jensen	DNK	Mercedes AMG GT3 EVO	PROAM	10	13	13	2:23.833	4.176	0.267	175.3
11	24	Greystone GT	GBR	Andrey Borodin	IND	Oliver Webb	GBR	McLaren 720s GT3 Evo	PROAM	11	9	9	2:25.217	5.560	1.384	173.6
12	25	Into Africa Racing by Dragon Racing Intl.	ZAF	Xolile Letlaka	ZAF	Stuart White	ZAF	Ferrari 296 GT3	PROAM	12	13	11	2:26.235	6.578	1.018	172.4
13	55	AF Corse	ITA	Laurent De Meeus	BEL	Vincent Abril	FRA	Ferrari 296 GT3 EVO	PROAM	13	4	4	2:44.735	25.078	18.500	153.0

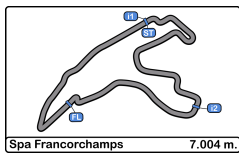
AM																
Cls	N°	Entrant/Team	Nat	Driver 1	Nat	Driver 2	Nat	Vehicle	Cat	Cls	Laps	Best	Time	Gap	Interval	Km/h
1	6	Baron Motorsport Team	AUT	Andrzej Lewandowski	POL	Adrian Lewandowski	POL	Ferrari 296 GT3	AM	1	13	13	2:21.667			177.9
2	80	AF Motorsport	VEN	André Fernandes	VEN	Angelo Fontana	VEN	Porsche 991.2 GT3R	AM	2	13	13	2:21.900	0.233	0.233	177.6
3	10	2 Seas Motorsport	USA	Scott Noble	USA	Jason Hart	USA	Mercedes AMG GT3 EVO	AM	3	11	11	2:22.144	0.477	0.244	177.3
4	16	AF Corse	ITA	Marcelo Hahn	BRA	Galid Osman	BRA	Ferrari 296 GT3	AM	4	12	12	2:24.217	2.550	2.073	174.8
5	14	Good Speed Racing Team	POL	Piotr Wira	POL	Tomasz Magdziarz	POL	Aston Martin AMR Vantage GT3 E	AM	5	10	9	2:25.255	3.588	1.038	173.5
6	77	Grupo Prom Racing Team	DEU	Alfredo Hernández	MEX	Stéphane Tribaudini	FRA	Mercedes AMG GT3 EVO	AM	6	12	12	2:31.286	9.619	6.031	166.6
7	12	Fach Auto Tech	CHE	Joel Monegro Reyes	DNK	Lucas Wolf	DEU	Porsche 911 GT3 R EVO (992)	AM	7	4	2	2:36.938	15.271	5.652	160.6
8	5	Olimp Racing	POL	Stanislaw Jedliński	POL	Krystian Korzeniowski	POL	Ferrari 296 GT3 EVO	AM	8	7	7	3:00.993	39.326	24.055	139.3

Published at:.....

Track Temp: 12.7 °C Air Temp: 7.2 °C Humidity: 78 % Track Status: WET

Race Director:	Alessandro Ferrari ACI DGA 392080	Timekeeper:	Luis Garcia JCR-2654-ESP/M
-----------------------	--------------------------------------	--------------------	-------------------------------



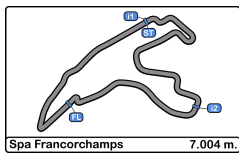


Spa Francorchamps
International GT Open
Free Practice - 3
Lap Analysis

INTERNATIONAL GT OPEN 500

5							12													
AM			Stanislaw Jedliński				Ferrari 296 GT3 EVO				AM			Joel Monegro Reyes				Porsche 911 GT3 R EVO (992)		
AM			Krystian Korzeniowski				Olimp Racing				AM			Lucas Wolf				Fach Auto Tech		
Lap	D	Time	Sector 1	Sector 2	Sector 3	T. Spd	Elapsed	Lap	D	Time	Sector 1	Sector 2	Sector 3	T. Spd	Elapsed					
1		9:03:17.512	P	9:01:08.831	1:17.316	51.365	190.1	9:03:17.512	1	9:02:45.022	9:00:51.247	1:14.028	39.747	196.0	9:02:45.022					
2		4:04.115	P	1:57.849	1:15.425	50.841	196.7	9:07:21.627	2	2:36.938	P	41.981	1:10.249	44.708	239.4	9:05:21.960				
3		6:36.286		4:30.770	1:21.420	44.096	217.3	9:13:57.913	3	4:09.880	P	2:06.387	1:13.325	50.168	251.7	9:09:31.840				
4		4:10.470	P	47.096	1:41.933	1:41.441	226.4	9:18:08.383	4	3:27.426		1:38.064	1:10.765	38.597	246.5	9:12:59.266				
5		9:31.840		7:30.618	1:18.896	42.326	237.8	9:27:40.223	5			41.751			251.7					
6		2:54.257		48.078	1:19.356	43.823	207.2	9:30:31.480	14											
7		3:00.993	P	44.780	1:19.506	56.707	240.0	9:33:32.473	AM			Piotr Wira				Aston Martin AMR Vantage GT3 EVO				
AM			Andrzej Lewandowski				Ferrari 296 GT3				AM			Tomasz Magdziarz				Good Speed Racing Team		
AM			Adrian Lewandowski				Baron Motorsport Team				Lap	D	Time	Sector 1	Sector 2	Sector 3	T. Spd	Elapsed		
1		9:04:06.272		9:02:12.549	1:13.177	40.546	225.0	9:04:06.272	1		9:04:27.851	9:02:28.714	1:17.254	41.883	211.3	9:04:27.851				
2		2:32.861		42.865	1:10.637	39.359	248.2	9:06:39.133	2		2:39.338		43.638	1:14.532	41.168	243.2	9:07:07.189			
3		2:35.274		43.176	1:11.676	40.422	247.1	9:09:14.407	3		2:46.514	P	42.534	1:14.492	49.488	248.8	9:09:53.703			
4		2:34.480		42.767	1:11.901	39.812	248.2	9:11:48.887	4		13:41.928	P	9:55.364	2:11.623	1:34.941	78.4	9:23:35.631			
5		2:43.147	P	42.595	1:11.534	49.018	252.9	9:14:32.034	5		5:00.273		2:59.831	1:18.748	41.694	162.8	9:28:35.904			
6		7:49.209		3:49.353	2:31.333	1:28.523	79.1	9:22:21.243	6		2:34.137		43.188	1:12.053	38.896	227.8	9:31:10.041			
7		3:57.401		1:44.682	1:26.398	46.321	71.6	9:26:18.644	7		2:29.788		41.365	1:10.196	38.227	251.7	9:33:39.829			
8		2:36.782		44.749	1:12.735	39.298	217.7	9:28:55.426	8		2:28.407		41.690	1:09.456	37.261	213.8	9:36:08.236			
9		2:28.764		42.497	1:08.839	37.428	250.5	9:31:24.190	9		2:25.255		40.196	1:08.021	37.038	259.6	9:38:33.491			
10		2:24.942		41.327	1:06.550	37.065	252.3	9:33:49.132	10		2:30.919	P	40.168	1:06.841	43.910	259.6	9:41:04.410			
11		2:23.017		40.806	1:05.819	36.392	257.1	9:36:12.149	16											
12		2:25.374		40.159	1:05.796	39.419	259.6	9:38:37.523	AM			Marcelo Hahn				Ferrari 296 GT3				
13		2:21.667		40.118	1:05.503	36.046	255.3	9:40:59.190	AM			Galid Osman				AF Corse				
AM			Scott Noble				Mercedes AMG GT3 EVO				Lap	D	Time	Sector 1	Sector 2	Sector 3	T. Spd	Elapsed		
AM			Jason Hart				2 Seas Motorsport				1		9:05:25.651	9:03:15.668	1:25.452	44.531	149.1	9:05:25.651		
1		9:03:23.725		9:01:25.722	1:17.814	40.189	155.1	9:03:23.725	2		2:46.706		49.569	1:16.047	41.090	195.6	9:08:12.357			
2		2:32.867		43.685	1:10.050	39.132	247.7	9:05:56.592	3		2:38.355		43.507	1:13.159	41.689	230.2	9:10:50.712			
3		2:32.262		42.721	1:10.535	39.006	248.2	9:08:28.854	4		2:34.018		43.656	1:11.148	39.214	238.4	9:13:24.730			
4		2:30.625		41.933	1:10.466	38.226	250.5	9:10:59.479	5		2:50.625	P	43.294	1:10.038	57.293	237.3	9:16:15.355			
5		2:38.987	P	41.994	1:09.902	47.091	251.7	9:13:38.466	6		6:28.217	P	2:45.765	2:09.454	1:32.998	80.0	9:22:43.572			
6		13:41.948		11:54.421	1:09.287	38.240	248.2	9:27:20.414	7		4:35.525	P	2:27.466	1:16.398	51.661	193.5	9:27:19.097			
7		2:28.515		41.216	1:08.564	38.735	252.3	9:29:48.929	8		3:15.922		1:26.996	1:10.730	38.196	236.8	9:30:35.019			
8		2:35.389	P	41.184	1:08.627	45.578	253.5	9:32:24.318	9		2:28.194		41.231	1:09.264	37.696	238.4	9:33:03.210			
9		3:30.993		1:45.612	1:08.560	36.821	250.0	9:35:55.311	10		2:25.674		40.807	1:07.894	36.973	247.1	9:35:28.884			
10		2:24.591		40.544	1:07.725	36.322	255.3	9:38:19.902	11		2:24.572		40.664	1:06.810	37.098	254.7	9:37:53.456			
11		2:22.144		40.060	1:06.084	36.000	256.5	9:40:42.046	12		2:24.217		40.642	1:06.693	36.882	257.7	9:40:17.673			
AM			Alexander Schwarzer				Porsche 911 GT3 R EVO (992)				24									
PROAM			Alexander Fach				Fach Auto Tech				PROAM			Andrey Borodin				McLaren 720s GT3 Evo		
PROAM			Alexander Fach				Fach Auto Tech				PROAM			Oliver Webb				Greystone GT		
Lap	D	Time	Sector 1	Sector 2	Sector 3	T. Spd	Elapsed	Lap	D	Time	Sector 1	Sector 2	Sector 3	T. Spd	Elapsed					
1		9:14:06.163	P	9:12:13.202	1:09.337	43.624	244.3	9:14:06.163	1		9:11:40.808	9:09:43.318	1:15.979	41.511	209.3	9:11:40.808				
2		6:24.422	P	2:38.982	2:10.411	1:35.029	79.3	9:20:30.585	2		2:39.289		44.074	1:14.643	40.572	243.2	9:14:20.097			
3		10:19.099		8:35.427	1:07.010	36.662	252.3	9:30:49.684	3		4:12.362	P	43.001	1:50.930	1:38.431	248.2	9:18:32.459			
4		2:24.452		40.362	1:06.721	37.369	257.1	9:33:14.136	4		10:45.951		8:54.169	1:12.797	38.985	212.1	9:29:18.410			
5		2:21.824		39.644	1:06.461	35.719	259.6	9:35:35.960	5		2:32.767		42.022	1:11.298	39.447	247.1	9:31:51.177			
6		2:20.283		39.335	1:05.479	35.469	261.5	9:37:56.243	6		2:28.710		41.757	1:09.155	37.798	250.5	9:34:19.887			
7		2:21.742		39.455	1:05.471	36.816	262.7	9:40:17.985	7		2:26.472		40.738	1:08.737	36.997	257.1	9:36:46.359			
									8		2:25.784		40.247	1:08.674	36.860	256.5	9:39:12.140			
									9		2:25.217		40.108	1:08.157	36.952	259.6	9:41:37.357			





Spa Francorchamps
International GT Open
Free Practice - 3
Lap Analysis



25 Xolile Letlaka Ferrari 296 GT3 **54** Dexter Müller Mercedes AMG GT3 EVO
PROAM Stuart White Into Africa Racing by Dragon PROAM Yannick Mettler CBRX by SPS

Lap	D	Time	Sector 1	Sector 2	Sector 3	T. Spd	Elapsed	Lap	D	Time	Sector 1	Sector 2	Sector 3	T. Spd	Elapsed
1		9:03:24.373 P	9:01:10.483	1:19.748	54.142	190.4	9:03:24.373	1		9:03:25.688 P	9:01:11.993	1:20.912	52.783	150.4	9:03:25.688
2		3:58.100	2:01.415	1:14.343	42.342	219.9	9:07:22.473	2		3:49.964	1:59.723	1:11.434	38.807	250.0	9:07:15.652
3		2:38.334	44.038	1:13.898	40.398	244.3	9:10:00.807	3		2:41.418 P	42.733	1:10.981	47.704	223.1	9:09:57.070
4		2:37.185	43.664	1:13.630	39.891	243.7	9:12:37.992	4		4:07.925	2:19.829	1:09.608	38.488	208.0	9:14:04.995
5		2:43.672 P	43.040	1:13.032	47.600	246.0	9:15:21.664	5		3:34.084 P	42.342	1:20.900	1:30.842	254.7	9:17:39.079
6		6:32.023 P	2:47.775	2:10.317	1:33.931	80.1	9:21:53.687	6		9:12.479	7:24.422	1:09.853	38.204	212.5	9:26:51.558
7		4:22.820	2:28.730	1:11.324	42.766	225.0	9:26:16.507	7		2:27.883	42.270	1:08.032	37.581	253.5	9:29:19.441
8		2:31.971	42.709	1:10.996	38.266	247.7	9:28:48.478	8		2:30.212	41.558	1:08.700	39.954	248.8	9:31:49.653
9		2:29.350	43.280	1:08.851	37.219	250.0	9:31:17.828	9		2:28.163	42.246	1:08.646	37.271	252.9	9:34:17.816
10		2:27.670	41.044	1:08.117	38.509	253.5	9:33:45.498	10		2:24.158	40.792	1:06.884	36.482	253.5	9:36:41.974
11		2:26.235	41.040	1:08.150	37.045	253.5	9:36:11.733	11		2:23.005	40.069	1:06.524	36.412	256.5	9:39:04.979
12		2:27.947	42.233	1:08.116	37.598	253.5	9:38:39.680	12		2:22.807	40.520	1:06.171	36.116	255.3	9:41:27.786
13		2:33.613	42.693	1:10.538	40.382	250.0	9:41:13.293								

26 Michaël Blanchemain Audi R8 LMS GT3 Evo II **55** Laurent De Meeus Ferrari 296 GT3 EVO
PROAM Jim Pla Saint-Éloc Racing PROAM Vincent Abril AF Corse

Lap	D	Time	Sector 1	Sector 2	Sector 3	T. Spd	Elapsed	Lap	D	Time	Sector 1	Sector 2	Sector 3	T. Spd	Elapsed
1		9:03:22.498	9:01:23.938	1:18.021	40.539	165.1	9:03:22.498	1		9:29:48.598 P	9:27:38.594	1:19.417	50.587	197.8	9:29:48.598
2		2:38.722 P	42.709	1:09.634	46.379	243.2	9:06:01.220	2		4:07.062 P	1:58.454	1:18.010	50.598	247.1	9:33:55.660
3		3:55.010 P	1:57.124	1:08.466	49.420	251.1	9:09:56.230	3		4:40.914 P	2:35.123	1:14.943	50.848	244.8	9:38:36.574
4		4:03.688	2:11.318	1:13.872	38.498	202.6	9:13:59.918	4		2:44.735	55.700	1:11.012	38.023	251.7	9:41:21.309
5		3:31.601 P	41.485	1:18.555	1:31.561	254.7	9:17:31.519								
6		10:09.892	8:20.728	1:11.144	38.020	227.8	9:27:41.411								
7		2:26.630	41.171	1:07.991	37.468	256.5	9:30:08.041								
8		2:26.164	40.819	1:08.063	37.282	256.5	9:32:34.205								
9		2:24.738	40.796	1:07.203	36.739	257.7	9:34:58.943								
10		2:24.945	40.261	1:07.666	37.018	260.2	9:37:23.888								
11		2:23.523	40.526	1:06.798	36.199	259.6	9:39:47.411								
12		2:21.282	39.608	1:05.823	35.851	261.5	9:42:08.693								

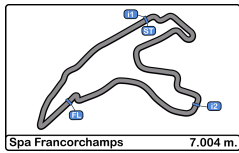
75 Filip Salaquarda Audi R8 LMS GT3 Evo II
PROAM Libor Milota Team ISR

Lap	D	Time	Sector 1	Sector 2	Sector 3	T. Spd	Elapsed	Lap	D	Time	Sector 1	Sector 2	Sector 3	T. Spd	Elapsed
1		9:03:14.472	9:01:13.089	1:18.851	42.532	164.8	9:03:14.472	1		9:03:14.472	9:01:13.089	1:18.851	42.532	164.8	9:03:14.472
2		2:44.637 P	42.396	1:13.988	48.253	233.7	9:05:59.109	2		2:44.637 P	42.396	1:13.988	48.253	233.7	9:05:59.109
3		4:55.713	3:02.460	1:13.753	39.500	240.0	9:10:54.822	3		4:55.713	3:02.460	1:13.753	39.500	240.0	9:10:54.822
4		2:30.867	41.655	1:10.165	39.047	223.6	9:13:25.689	4		2:30.867	41.655	1:10.165	39.047	223.6	9:13:25.689
5		2:47.467 P	41.506	1:08.815	57.146	251.1	9:16:13.156	5		2:47.467 P	41.506	1:08.815	57.146	251.1	9:16:13.156
6		10:07.260	8:17.515	1:10.895	38.850	239.4	9:26:20.416	6		10:07.260	8:17.515	1:10.895	38.850	239.4	9:26:20.416
7		2:28.775	42.708	1:08.503	37.564	251.7	9:28:49.191	7		2:28.775	42.708	1:08.503	37.564	251.7	9:28:49.191
8		2:24.642	40.865	1:07.089	36.688	257.7	9:31:13.833	8		2:24.642	40.865	1:07.089	36.688	257.7	9:31:13.833
9		2:25.100	39.853	1:08.920	36.327	262.1	9:33:38.933	9		2:25.100	39.853	1:08.920	36.327	262.1	9:33:38.933
10		2:21.415	39.663	1:06.008	35.744	260.8	9:36:00.348	10		2:21.415	39.663	1:06.008	35.744	260.8	9:36:00.348
11		2:25.379	43.106	1:05.815	36.458	252.3	9:38:25.727	11		2:25.379	43.106	1:05.815	36.458	252.3	9:38:25.727
12		2:19.657	39.356	1:04.949	35.352	262.1	9:40:45.384	12		2:19.657	39.356	1:04.949	35.352	262.1	9:40:45.384

77 Alfredo Hernández Mercedes AMG GT3 EVO
AM Stéphane Tribaudini Grupo Prom Racing Team

Lap	D	Time	Sector 1	Sector 2	Sector 3	T. Spd	Elapsed	Lap	D	Time	Sector 1	Sector 2	Sector 3	T. Spd	Elapsed
1		9:03:52.348	9:01:35.318	1:30.395	46.635	157.8	9:03:52.348	1		9:03:52.348	9:01:35.318	1:30.395	46.635	157.8	9:03:52.348
2		2:44.540	46.167	1:16.759	41.614	219.9	9:06:36.888	2		2:44.540	46.167	1:16.759	41.614	219.9	9:06:36.888
3		2:51.332 P	45.491	1:15.837	50.004	200.0	9:09:28.220	3		2:51.332 P	45.491	1:15.837	50.004	200.0	9:09:28.220
4		4:55.125	3:00.682	1:13.496	40.947	237.8	9:14:23.345	4		4:55.125	3:00.682	1:13.496	40.947	237.8	9:14:23.345
5		4:02.420	44.116	1:47.930	1:30.374	247.1	9:18:25.765	5		4:02.420	44.116	1:47.930	1:30.374	247.1	9:18:25.765
6		5:26.914	1:43.950	2:13.988	1:28.976	77.3	9:23:52.679	6		5:26.914	1:43.950	2:13.988	1:28.976	77.3	9:23:52.679
7		2:47.540	55.621	1:11.949	39.970	240.0	9:26:40.219	7		2:47.540	55.621	1:11.949	39.970	240.0	9:26:40.219
8		2:33.645	42.618	1:11.199	39.828	248.2	9:29:13.864	8		2:33.645	42.618	1:11.199	39.828	248.2	9:29:13.864
9		2:35.611	43.079	1:12.193	40.339	247.7	9:31:49.475	9		2:35.611	43.079	1:12.193	40.339	247.7	9:31:49.475
10		2:45.783 P	43.840	1:13.500	48.443	247.1	9:34:35.258	10		2:45.783 P	43.840	1:13.500	48.443	247.1	9:34:35.258
11		4:03.991	2:09.059	1:15.190	39.742	234.2	9:38:39.249	11		4:03.991	2:09.059	1:15.190	39.742	234.2	9:38:39.249
12		2:31.286	42.829	1:10.372	38.085	251.1	9:41:10.535	12		2:31.286	42.829	1:10.372	38.085	251.1	9:41:10.535





Spa Francorchamps
International GT Open
Free Practice - 3
Lap Analysis



80 André Fernandes Porsche 991.2 GT3R **108** Ameerh Naran Mercedes AMG GT3 EVO
AM Angelo Fontana AF Motorsport PROAM Theodor Jensen Iron Lynx

Lap D	Time	Sector 1	Sector 2	Sector 3	T. Spd	Elapsed	Lap D	Time	Sector 1	Sector 2	Sector 3	T. Spd	Elapsed
1	9:05:13.004	9:03:01.689	1:26.793	44.522	170.0	9:05:13.004	1	9:04:09.873 P	9:01:34.687	1:31.895	1:03.291	140.4	9:04:09.873
2	2:47.360	47.443	1:17.965	41.952	216.0	9:08:00.364	2	3:58.274	1:56.936	1:19.554	41.784	189.1	9:08:08.147
3	2:36.753	44.289	1:13.212	39.252	242.1	9:10:37.117	3	2:41.974	43.392	1:16.551	42.031	228.3	9:10:50.121
4	2:32.638	43.128	1:10.986	38.524	247.1	9:13:09.755	4	2:37.686	42.682	1:12.327	42.677	250.0	9:13:27.807
5	2:31.553	42.268	1:10.114	39.171	248.2	9:15:41.308	5	2:57.293	42.396	1:13.555	1:01.342	226.8	9:16:25.100
6	5:28.684 P	1:40.083	2:13.475	1:35.126	79.6	9:21:09.992	6	5:22.063	1:41.448	2:12.595	1:28.020	79.1	9:21:47.163
7	6:04.478	4:07.377	1:17.235	39.866	189.1	9:27:14.470	7	3:48.286	1:41.631	1:28.053	38.602	78.9	9:25:35.449
8	2:34.742	42.627	1:12.527	39.588	215.1	9:29:49.212	8	2:40.736 P	41.261	1:10.568	48.907	250.5	9:28:16.185
9	2:29.141	42.151	1:09.581	37.409	245.4	9:32:18.353	9	3:57.788	2:06.050	1:12.299	39.439	247.7	9:32:13.973
10	2:27.643	41.099	1:08.874	37.670	254.7	9:34:45.996	10	2:34.334	42.301	1:11.765	40.268	251.1	9:34:48.307
11	2:25.221	40.728	1:07.321	37.172	255.9	9:37:11.217	11	2:28.761	41.518	1:09.397	37.846	253.5	9:37:17.068
12	2:22.971	39.990	1:06.617	36.364	257.1	9:39:34.188	12	2:25.511	41.006	1:07.906	36.599	254.7	9:39:42.579
13	2:21.900	39.557	1:06.108	36.235	259.6	9:41:56.088	13	2:23.833	40.134	1:07.021	36.678	255.9	9:42:06.412

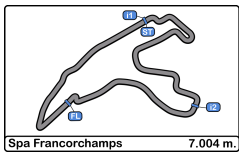
88 Darren Kell McLaren 720 Evo GT3 **117** Mikkel O. Pedersen Porsche 911 GT3 R EVO (992)
PROAM James Kell Track Focused PROAM Lars Engelbrekt Pedersen Mikkel O. Pedersen Racing

Lap D	Time	Sector 1	Sector 2	Sector 3	T. Spd	Elapsed	Lap D	Time	Sector 1	Sector 2	Sector 3	T. Spd	Elapsed
1	9:04:37.610	9:02:30.507	1:22.595	44.508	199.2	9:04:37.610	1	9:08:07.033	9:06:03.662	1:21.015	42.356	192.1	9:08:07.033
2	2:43.973	44.574	1:16.946	42.453	231.2	9:07:21.583	2	2:49.129 P	44.119	1:16.394	48.616	237.8	9:10:56.162
3	2:36.932	44.110	1:12.918	39.904	248.2	9:09:58.515	3	3:56.143	2:01.704	1:14.163	40.276	246.0	9:14:52.305
4	2:36.046	43.644	1:12.805	39.597	247.1	9:12:34.561	4	4:25.886 P	43.028	2:07.002	1:35.856	250.5	9:19:18.191
5	2:32.118	42.879	1:10.897	38.342	244.8	9:15:06.679	5	12:33.999	10:33.320	1:17.363	43.316	247.1	9:31:52.190
6	4:39.555 P	56.209	2:08.979	1:34.367	80.3	9:19:46.234	6	2:35.146	42.754	1:13.455	38.937	228.8	9:34:27.336
7	6:48.826	4:59.681	1:10.932	38.213	243.2	9:26:35.060	7	2:31.807	42.030	1:12.002	37.775	252.9	9:36:59.143
8	2:28.830	41.894	1:09.308	37.628	251.7	9:29:03.890	8	2:27.447	41.306	1:09.313	36.828	254.1	9:39:26.590
9	2:37.387 P	41.860	1:09.795	45.732	253.5	9:31:41.277	9	2:23.566	39.952	1:07.684	35.930	258.3	9:41:50.156
10	3:43.302	1:57.827	1:08.851	36.624	250.5	9:35:24.579							
11	2:23.166	40.347	1:06.867	35.952	256.5	9:37:47.745							
12	2:21.999	40.241	1:06.206	35.552	258.3	9:40:09.744							

97 Charles Bateman Aston Martin AMR Vantage GT3 EVO **777** Marcin Jedliński Ferrari 296 GT3 EVO
PROAM Jonny Adam Blackthorn PROAM Karol Basz Olimp Racing

Lap D	Time	Sector 1	Sector 2	Sector 3	T. Spd	Elapsed	Lap D	Time	Sector 1	Sector 2	Sector 3	T. Spd	Elapsed
1	9:03:10.673 P	9:01:07.590	1:14.608	48.475	195.6	9:03:10.673	1	9:10:40.299	9:08:45.706	1:14.716	39.877	211.3	9:10:40.299
2	9:05.742 P	6:50.336	1:22.522	52.884	216.0	9:12:16.415	2	2:39.620 P	42.954	1:10.333	46.333	247.7	9:13:19.919
3	4:41.337 P	1:56.818	1:14.114	1:30.405	235.2	9:16:57.752	3	5:23.566 P	1:56.684	1:54.842	1:32.040	249.4	9:18:43.485
4	6:25.328 P	2:42.975	2:11.028	1:31.325	78.8	9:23:23.080	4	7:42.443	5:53.944	1:09.524	38.975	241.6	9:26:25.928
5	4:06.717 P	2:06.108	1:13.221	47.388	236.3	9:27:29.797	5	2:32.219	42.842	1:10.794	38.583	248.2	9:28:58.147
6	3:51.919 P	1:55.905	1:10.294	45.720	250.5	9:31:21.716	6	2:32.034	42.229	1:10.138	39.664	250.5	9:31:30.178
7	3:45.430	1:59.231	1:09.171	37.028	252.3	9:35:07.146	7	2:43.058 P	42.835	1:11.764	48.459	247.7	9:34:13.236
8	2:24.105	40.301	1:07.596	36.208	257.7	9:37:31.251	8	3:24.304	1:39.385	1:07.745	37.174	249.4	9:37:37.540
9	2:22.022	39.702	1:06.672	35.648	260.8	9:39:53.273	9	2:23.466	41.467	1:05.808	36.191	254.7	9:40:01.006
10	2:20.598	39.289	1:05.771	35.538	261.5	9:42:13.871	10	3:44.496 P	42.055	1:07.996	1:21.445	217.3	9:43:12.502



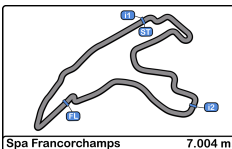


Spa Francorchamps
International GT Open
Free Practice - 3
Best Sectors Results

INTERNATIONAL
GT OPEN 500

Sector - 1			Sector - 2			Sector - 3			Ideal Lap vs Best Lap		
Clas	Nº Driver	Time	Nº Driver	Time	Nº Driver	Time	Clas	Nº Driver	Ideal Lap	Best Lap	Clas
1	97 Bateman - Adam	39.289	75 Salaquarda - Milota	1:04.949	75 Salaquarda - Milota	35.352	1	75 Salaquarda - Milota	2:19.657	2:19.657	1
2	11 Schwarzer - Fach	39.335	11 Schwarzer - Fach	1:05.471	11 Schwarzer - Fach	35.469	2	11 Schwarzer - Fach	2:20.275	2:20.283	2
3	75 Salaquarda - Milota	39.356	6 Lewandowski - Lewandowski	1:05.503	97 Bateman - Adam	35.538	3	97 Bateman - Adam	2:20.598	2:20.598	3
4	80 Fernandes - Fontana	39.557	97 Bateman - Adam	1:05.771	88 Kell - Kell	35.552	4	26 Blanchemain - Pla	2:21.282	2:21.282	4
5	26 Blanchemain - Pla	39.608	777 Jedliński - Basz	1:05.808	26 Blanchemain - Pla	35.851	5	6 Lewandowski - Lewandowski	2:21.667	2:21.667	5
6	117 Pedersen - Pedersen	39.952	26 Blanchemain - Pla	1:05.823	117 Pedersen - Pedersen	35.930	6	80 Fernandes - Fontana	2:21.900	2:21.900	6
7	10 Noble - Hart	40.060	27 Tillbrook - Barnicoat	1:05.965	10 Noble - Hart	36.000	7	88 Kell - Kell	2:21.999	2:23.166	10
8	54 Müller - Mettler	40.069	10 Noble - Hart	1:06.084	6 Lewandowski - Lewandowski	36.046	8	10 Noble - Hart	2:22.144	2:22.144	7
9	27 Tillbrook - Barnicoat	40.084	80 Fernandes - Fontana	1:06.108	54 Müller - Mettler	36.116	9	54 Müller - Mettler	2:22.356	2:22.807	8
10	24 Borodin - Webb	40.108	54 Müller - Mettler	1:06.171	777 Jedliński - Basz	36.191	10	27 Tillbrook - Barnicoat	2:22.751	2:23.160	9
11	6 Lewandowski - Lewandowski	40.118	88 Kell - Kell	1:06.206	80 Fernandes - Fontana	36.235	11	777 Jedliński - Basz	2:23.466	2:23.466	11
12	108 Naran - Jensen	40.134	16 Hahn - Osman	1:06.693	108 Naran - Jensen	36.599	12	117 Pedersen - Pedersen	2:23.566	2:23.566	12
13	14 Wira - Magdziarz	40.168	14 Wira - Magdziarz	1:06.841	27 Tillbrook - Barnicoat	36.702	13	108 Naran - Jensen	2:23.754	2:23.833	13
14	88 Kell - Kell	40.241	108 Naran - Jensen	1:07.021	24 Borodin - Webb	36.860	14	14 Wira - Magdziarz	2:24.047	2:25.255	16
15	16 Hahn - Osman	40.642	117 Pedersen - Pedersen	1:07.684	16 Hahn - Osman	36.882	15	16 Hahn - Osman	2:24.217	2:24.217	14
16	25 Letlaka - White	41.040	25 Letlaka - White	1:08.116	14 Wira - Magdziarz	37.038	16	24 Borodin - Webb	2:25.125	2:25.217	15
17	777 Jedliński - Basz	41.467	24 Borodin - Webb	1:08.157	25 Letlaka - White	37.045	17	25 Letlaka - White	2:26.201	2:26.235	17
18	12 Monegro Reyes - Wolf	41.751	12 Monegro Reyes - Wolf	1:10.249	55 De Meeus - Abril	38.023	18	12 Monegro Reyes - Wolf	2:30.597	2:36.938	19
19	77 Hernández - Tribaudini	42.618	77 Hernández - Tribaudini	1:10.372	77 Hernández - Tribaudini	38.085	19	77 Hernández - Tribaudini	2:31.075	2:31.286	18
20	5 Jedliński - Korzeniowski	44.780	55 De Meeus - Abril	1:11.012	12 Monegro Reyes - Wolf	38.597	20	5 Jedliński - Korzeniowski	2:42.531	3:00.993	21
21	55 De Meeus - Abril	55.700	5 Jedliński - Korzeniowski	1:15.425	5 Jedliński - Korzeniowski	42.326	21	55 De Meeus - Abril	2:44.735	2:44.735	20



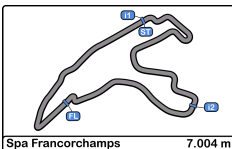


Spa Francorchamps
International GT Open
Free Practice - 3
Best 5 Lap Times

INTERNATIONAL
GT OPEN 500

Cl	N° Entrant/Team	Nat	Driver 1	Nat	Driver 2	Nat	Vehicle	Cat	Cl	Best 1		Best 2		Best 3		Best 4		Best 5	
										Time	Lap	Time	Lap	Time	Lap	Time	Lap	Time	Lap
1	75 Team ISR	CZE	Filip Salaquarda	CZE	Libor Milota	CZE	Audi R8 LMS GT3 Evo II	PROAM	1	2:19.657	12	2:24.642	8	2:25.100	9	2:25.379	11	2:28.775	7
2	11 Fach Auto Tech	CHE	Alexander Schwarzer	MEX	Alexander Fach	CHE	Porsche 911 GT3 R EVO (992)	PROAM	2	2:20.283	6	2:21.742	7	2:21.824	5	10:19.09	3		
3	97 Blackthorn	GBR	Charles Bateman	GBR	Jonny Adam	GBR	Aston Martin AMR Vantage GT3	PROAM	3	2:20.598	10	2:22.022	9	3:45.430	7	3:51.919	6	4:06.717	5
4	26 Saintéloc Racing	FRA	Michaël Blanchemain	FRA	Jim Pla	FRA	Audi R8 LMS GT3 Evo II	PROAM	4	2:21.282	12	2:23.523	11	2:24.738	9	2:24.945	10	2:26.164	8
5	6 Baron Motorsport Team	AUT	Andrzej Lewandowski	POL	Adrian Lewandowski	POL	Ferrari 296 GT3	AM	1	2:21.667	13	2:23.017	11	2:24.942	10	2:25.374	12	2:28.764	9
6	80 AF Motorsport	PRY	André Fernandes	PRY	Angelo Fontana	VEN	Porsche 991.2 GT3R	AM	2	2:21.900	13	2:22.971	12	2:25.221	11	2:27.643	10	2:29.141	9
7	10 2 Seas Motorsport	BHR	Scott Noble	USA	Jason Hart	USA	Mercedes AMG GT3 EVO	AM	3	2:22.144	11	2:24.591	10	2:28.515	7	2:30.625	4	2:32.262	3
8	54 CBRX by SPS	DEU	Dexter Müller	CHE	Yannick Mettler	CHE	Mercedes AMG GT3 EVO	PROAM	5	2:22.807	12	2:23.005	11	2:24.158	10	2:27.883	7	2:28.163	9
9	27 Optimum Motorsport	GBR	Morgan Tillbrook	GBR	Ben Barnicoat	GBR	McLaren 720s GT3 Evo	PROAM	6	2:23.160	8	2:26.045	6	2:26.090	7	2:27.999	5	2:30.418	4
10	88 Track Focused	GBR	Darren Kell	GBR	James Kell	GBR	McLaren 720 Evo GT3	PROAM	7	2:23.166	11	2:28.830	8	2:32.118	5	2:36.046	4	2:36.932	3
11	777 Olimp Racing	POL	Marcin Jedliński	POL	Karol Basz	POL	Ferrari 296 GT3 EVO	PROAM	8	2:23.466	9	2:32.219	5	2:39.620	2	2:43.058	7	3:24.304	8
12	117 Mikkel O. Pedersen Racing	DNK	Mikkel O. Pedersen	DNK	Lars Engelbrekt Pedersen	DNK	Porsche 911 GT3 R EVO (992)	PROAM	9	2:23.566	9	2:27.447	8	2:31.807	7	2:35.146	6	2:49.129	2
13	108 Iron Lynx	ITA	Ameerh Naran	ZWE	Theodor Jensen	DNK	Mercedes AMG GT3 EVO	PROAM	10	2:23.833	13	2:25.511	12	2:28.761	11	2:34.334	10	2:37.686	4
14	16 AF Corse	ITA	Marcelo Hahn	BRA	Galid Osman	BRA	Ferrari 296 GT3	AM	4	2:24.217	12	2:24.572	11	2:25.674	10	2:34.018	4	2:38.355	3
15	24 Greystone GT	GBR	Andrey Borodin	GBR	Oliver Webb	GBR	McLaren 720s GT3 Evo	PROAM	11	2:25.217	9	2:26.472	7	2:28.710	6	10:45.95	4		
16	14 Good Speed Racing Team	POL	Piotr Wira	POL	Tomasz Magdziarz	POL	Aston Martin AMR Vantage GT3	AM	5	2:25.255	9	2:28.407	8	2:29.788	7	2:30.919	10	2:34.137	6
17	25 Into Africa Racing by Dragon Racing Intl.	ARE	Xolile Letlaka	ZAF	Stuart White	ZAF	Ferrari 296 GT3	PROAM	12	2:26.235	11	2:27.670	10	2:27.947	12	2:29.350	9	2:31.971	8
18	77 Grupo Prom Racing Team	DEU	Alfredo Hernández	MEX	Stéphane Tribaudini	FRA	Mercedes AMG GT3 EVO	AM	6	2:31.286	12	2:33.645	8	2:35.611	9	2:44.540	2	2:45.783	10
19	12 Fach Auto Tech	CHE	Joel Monegro Reyes	DNK	Lucas Wolf	DEU	Porsche 911 GT3 R EVO (992)	AM	7	2:36.938	2	3:27.426	4	4:09.880	3				
20	55 AF Corse	ITA	Laurent De Meeus	BEL	Vincent Abril	FRA	Ferrari 296 GT3 EVO	PROAM	13	2:44.735	4	4:07.062	2	4:40.914	3				
21	5 Olimp Racing	POL	Stanislaw Jedliński	POL	Krystian Korzeniowski	POL	Ferrari 296 GT3 EVO	AM	8	3:00.993	7	4:04.115	2	6:36.286	3	9:31.840	5		



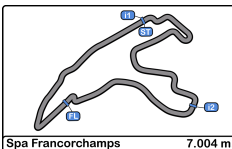


Spa Francorchamps
International GT Open
Free Practice - 3
Best 5 Top Speeds

INTERNATIONAL
GT OPEN 500

Cl	N° Entrant/Team	Nat	Driver 1	Nat	Driver 2	Nat	Vehicle	Cat	Cl	Top 1		Top 2		Top 3		Top 4		Top 5		Avg
										Km/h	Lap	Km/h	Lap	Km/h	Lap	Km/h	Lap	Km/h	Lap	
1	11 Fach Auto Tech	CHE	Alexander Schwarzer	MEX	Alexander Fach	CHE	Porsche 911 GT3 R EVO (992)	PROAM	1	262.7	7	261.5	6	259.6	5	257.1	4	252.3	3	258.6
2	75 Team ISR	CZE	Filip Salaquarda	CZE	Libor Milota	CZE	Audi R8 LMS GT3 Evo II	PROAM	2	262.1	9	262.1	12	260.8	10	257.7	8	252.3	11	259.0
3	26 Saintéloc Racing	FRA	Michaël Blanchemain	FRA	Jim Pla	FRA	Audi R8 LMS GT3 Evo II	PROAM	3	261.5	12	260.2	10	259.6	11	257.7	9	256.5	7	259.1
4	97 Blackthorn	GBR	Charles Bateman	GBR	Jonny Adam	GBR	Aston Martin AMR Vantage GT3	PROAM	4	261.5	10	260.8	9	257.7	8	252.3	7	250.5	6	256.6
5	6 Baron Motorsport Team	AUT	Andrzej Lewandowski	POL	Adrian Lewandowski	POL	Ferrari 296 GT3	AM	1	259.6	12	257.1	11	255.3	13	252.9	5	252.3	10	255.4
6	14 Good Speed Racing Team	POL	Piotr Wira	POL	Tomasz Magdziarz	POL	Aston Martin AMR Vantage GT3	AM	2	259.6	9	259.6	10	251.7	7	248.8	3	243.2	2	252.6
7	24 Greystone GT	GBR	Andrey Borodin	IND	Oliver Webb	GBR	McLaren 720s GT3 Evo	PROAM	5	259.6	9	257.1	7	256.5	8	250.5	6	248.2	3	254.4
8	80 AF Motorsport	PRT	André Fernandes	PRT	Angelo Fontana	VEN	Porsche 991.2 GT3R	AM	3	259.6	13	257.1	12	255.9	11	254.7	10	248.2	5	255.1
9	27 Optimum Motorsport	GBR	Morgan Tillbrook	GBR	Ben Barnicoat	GBR	McLaren 720s GT3 Evo	PROAM	6	258.3	8	257.7	7	256.5	5	252.3	4	247.1	6	254.4
10	88 Track Focused	GBR	Darren Kell	GBR	James Kell	GBR	McLaren 720 Evo GT3	PROAM	7	258.3	12	256.5	11	253.5	9	251.7	8	250.5	10	254.1
11	117 Mikkel O. Pedersen Racing	DNK	Mikkel O. Pedersen	DNK	Lars Engelbrekt Pedersen	DNK	Porsche 911 GT3 R EVO (992)	PROAM	8	258.3	9	254.1	8	252.9	7	250.5	4	247.1	5	252.6
12	16 AF Corse	ITA	Marcelo Hahn	BRA	Galid Osman	BRA	Ferrari 296 GT3	AM	4	257.7	12	254.7	11	247.1	10	238.4	4	238.4	9	247.2
13	10 2 Seas Motorsport	BHR	Scott Noble	USA	Jason Hart	USA	Mercedes AMG GT3 EVO	AM	5	256.5	11	255.3	10	253.5	8	252.3	7	251.7	5	253.8
14	54 CBRX by SPS	DEU	Dexter Müller	CHE	Yannick Mettler	CHE	Mercedes AMG GT3 EVO	PROAM	9	256.5	11	255.3	12	254.7	5	253.5	7	253.5	10	254.7
15	108 Iron Lynx	ITA	Ameerh Naran	DNK	Theodor Jensen	DNK	Mercedes AMG GT3 EVO	PROAM	10	255.9	13	254.7	12	253.5	11	251.1	10	250.5	8	253.1
16	777 Olimp Racing	POL	Marcin Jedliński	ZAF	Karol Basz	POL	Ferrari 296 GT3 EVO	PROAM	11	254.7	9	250.5	6	249.4	3	249.4	8	248.2	5	250.4
17	25 Into Africa Racing by Dragon Racing Intl.	ARE	Xolile Letlaka	ZAF	Stuart White	ZAF	Ferrari 296 GT3	PROAM	12	253.5	10	253.5	11	253.5	12	250.0	9	250.0	13	252.1
18	12 Fach Auto Tech	CHE	Joel Monegro Reyes	DNK	Lucas Wolf	DEU	Porsche 911 GT3 R EVO (992)	AM	6	251.7	3	251.7	5	246.5	4	239.4	2	196.0	1	237.1
19	55 AF Corse	ITA	Laurent De Meeus	BEL	Vincent Abril	FRA	Ferrari 296 GT3 EVO	PROAM	13	251.7	4	247.1	2	244.8	3	197.8	1			235.3
20	77 Grupo Prom Racing Team	DEU	Alfredo Hernández	MEX	Stéphane Tribaudini	FRA	Mercedes AMG GT3 EVO	AM	7	251.1	12	248.2	8	247.7	9	247.1	5	247.1	10	248.2
21	5 Olimp Racing	POL	Stanislaw Jedliński	POL	Krystian Korzeniowski	POL	Ferrari 296 GT3 EVO	AM	8	240.0	7	237.8	5	226.4	4	217.3	3	207.2	6	225.7





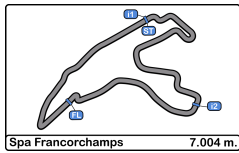
Spa Francorchamps
International GT Open
Free Practice - 3

Fastest Laps Sequence

Spa Francorchamps 7.004 m.

Lap	Time of Day	Session Time	Nº Entrant/Team	Nat	Driver 1	Nat	Driver 2	Nat	Vehicle	Cat	Time	Km/h
2	9:05:21.960	5:21.960	12 Fach Auto Tech		Joel Monegro Reyes		Lucas Wolf		Porsche 911 GT3 R EVO (992)	AM	2:36.938	160.6
2	9:05:56.592	5:56.592	10 2 Seas Motorsport		Scott Noble		Jason Hart		Mercedes AMG GT3 EVO	AM	2:32.867	164.9
2	9:06:39.133	6:39.133	6 Baron Motorsport Team		Andrzej Lewandowski		Adrian Lewandowski		Ferrari 296 GT3	AM	2:32.861	164.9
3	9:08:28.854	8:28.854	10 2 Seas Motorsport		Scott Noble		Jason Hart		Mercedes AMG GT3 EVO	AM	2:32.262	165.5
4	9:10:59.479	10:59.479	10 2 Seas Motorsport		Scott Noble		Jason Hart		Mercedes AMG GT3 EVO	AM	2:30.625	167.3
7	9:28:49.191	28:49.191	75 Team ISR		Filip Salaquarda		Libor Milota		Audi R8 LMS GT3 Evo II	PROAM	2:28.775	169.4
7	9:29:19.441	29:19.441	54 CBRX by SPS		Dexter Müller		Yannick Mettler		Mercedes AMG GT3 EVO	PROAM	2:27.883	170.5
7	9:30:08.041	30:08.041	26 Saintéloc Racing		Michaël Blanchemain		Jim Pla		Audi R8 LMS GT3 Evo II	PROAM	2:26.630	171.9
8	9:31:13.833	31:13.833	75 Team ISR		Filip Salaquarda		Libor Milota		Audi R8 LMS GT3 Evo II	PROAM	2:24.642	174.3
5	9:35:35.960	35:35.960	11 Fach Auto Tech		Alexander Schwarzer		Alexander Fach		Porsche 911 GT3 R EVO (992)	PROAM	2:21.824	177.7
6	9:37:56.243	37:56.243	11 Fach Auto Tech		Alexander Schwarzer		Alexander Fach		Porsche 911 GT3 R EVO (992)	PROAM	2:20.283	179.7
12	9:40:45.384	40:45.384	75 Team ISR		Filip Salaquarda		Libor Milota		Audi R8 LMS GT3 Evo II	PROAM	2:19.657	180.5





Spa Francorchamps
International GT Open
Free Practice - 3
Pit Stop Analysis

5 Stanislaw Jedliński Ferrari 296 GT3 EVO

AM		Krystian Korzeniowski		Olimp Racing			
N°	In Day Time	In Time	Out Time	Pit Time	T. Pit Time	Handicap	Diff.
1	9:03:12.332	9:03:12.332	9:04:38.086	1:25.754	1:25.754		
2	9:07:16.468	9:07:16.468	9:11:08.274	3:51.806	5:17.560		
3	9:18:01.330	9:18:01.330	9:24:57.818	6:56.488	12:14.048		

6 Andrzej Lewandowski Ferrari 296 GT3

AM		Adrian Lewandowski		Baron Motorsport Team			
N°	In Day Time	In Time	Out Time	Pit Time	T. Pit Time	Handicap	Diff.
1	9:14:26.724	9:14:26.724	9:17:12.842	2:46.118	2:46.118		

10 Scott Noble Mercedes AMG GT3 EVO

AM		Jason Hart		2 Seas Motorsport			
N°	In Day Time	In Time	Out Time	Pit Time	T. Pit Time	Handicap	Diff.
1	9:13:33.165	9:13:33.165	9:24:54.442	11:21.277	11:21.277		
2	9:32:19.013	9:32:19.013	9:33:30.336	1:11.323	12:32.600		

11 Alexander Schwarzer Porsche 911 GT3 R EVO (992)

PROAM		Alexander Fach		Fach Auto Tech			
N°	In Day Time	In Time	Out Time	Pit Time	T. Pit Time	Handicap	Diff.
1	9:14:00.961	9:14:00.961	9:15:27.082	1:26.121	1:26.121		
2	9:20:24.688	9:20:24.688	9:28:30.278	8:05.590	9:31.711		

12 Joel Monegro Reyes Porsche 911 GT3 R EVO (992)

AM		Lucas Wolf		Fach Auto Tech			
N°	In Day Time	In Time	Out Time	Pit Time	T. Pit Time	Handicap	Diff.
1	9:05:16.753	9:05:16.753	9:06:49.803	1:33.050	1:33.050		
2	9:09:26.664	9:09:26.664	9:10:32.460	1:05.796	2:38.846		

14 Piotr Wira Aston Martin AMR Vantage GT3 EVO

AM		Tomasz Magdziarz		Good Speed Racing Team			
N°	In Day Time	In Time	Out Time	Pit Time	T. Pit Time	Handicap	Diff.
1	9:09:48.477	9:09:48.477	9:18:24.461	8:35.984	8:35.984		
2	9:23:30.087	9:23:30.087	9:25:48.299	2:18.212	10:54.196		

16 Marcelo Hahn Ferrari 296 GT3

AM		Galid Osman		AF Corse			
N°	In Day Time	In Time	Out Time	Pit Time	T. Pit Time	Handicap	Diff.
1	9:16:10.566	9:16:10.566	9:17:37.285	1:26.719	1:26.719		
2	9:22:38.441	9:22:38.441	9:24:30.666	1:52.225	3:18.944		
3	9:27:13.964	9:27:13.964	9:28:08.719	54.755	4:13.699		

24 Andrey Borodin McLaren 720s GT3 Evo

PROAM		Oliver Webb		Greystone GT			
N°	In Day Time	In Time	Out Time	Pit Time	T. Pit Time	Handicap	Diff.
1	9:18:26.342	9:18:26.342	9:26:44.654	8:18.312	8:18.312		

25 Xolile Letlaka Ferrari 296 GT3

PROAM		Stuart White		Into Africa Racing by Dragon Racing Intl.			
N°	In Day Time	In Time	Out Time	Pit Time	T. Pit Time	Handicap	Diff.
1	9:03:19.201	9:03:19.201	9:04:46.597	1:27.396	1:27.396		
2	9:15:16.344	9:15:16.344	9:16:44.680	1:28.336	2:55.732		
3	9:21:48.473	9:21:48.473	9:23:14.731	1:26.258	4:21.990		

26 Michaël Blanchemain Audi R8 LMS GT3 Evo II

PROAM		Jim Pla		Saintéloc Racing			
N°	In Day Time	In Time	Out Time	Pit Time	T. Pit Time	Handicap	Diff.
1	9:05:55.839	9:05:55.839	9:07:22.302	1:26.463	1:26.463		
2	9:09:50.421	9:09:50.421	9:11:28.029	1:37.608	3:04.071		
3	9:17:25.594	9:17:25.594	9:25:14.272	7:48.678	10:52.749		

27 Morgan Tillbrook McLaren 720s GT3 Evo

PROAM		Ben Barnicoat		Optimum Motorsport			
N°	In Day Time	In Time	Out Time	Pit Time	T. Pit Time	Handicap	Diff.
1	9:18:41.075	9:18:41.075	9:20:10.899	1:29.824	1:29.824		
2	9:24:45.953	9:24:45.953	9:26:13.013	1:27.060	2:56.884		

54 Dexter Müller Mercedes AMG GT3 EVO

PROAM		Yannick Mettler		CBRX by SPS			
N°	In Day Time	In Time	Out Time	Pit Time	T. Pit Time	Handicap	Diff.
1	9:03:20.558	9:03:20.558	9:04:47.143	1:26.585	1:26.585		
2	9:09:51.647	9:09:51.647	9:11:39.556	1:47.909	3:14.494		
3	9:17:33.944	9:17:33.944	9:24:25.079	6:51.135	10:05.629		

55 Laurent De Meeus Ferrari 296 GT3 EVO

PROAM		Vincent Abril		AF Corse			
N°	In Day Time	In Time	Out Time	Pit Time	T. Pit Time	Handicap	Diff.
1	9:29:43.473	9:29:43.473	9:31:08.361	1:24.888	1:24.888		
2	9:33:50.534	9:33:50.534	9:35:53.186	2:02.652	3:27.540		
3	9:38:31.443	9:38:31.443	9:38:54.739	23.296	3:50.836		

75 Filip Salaquarda Audi R8 LMS GT3 Evo II

PROAM		Libor Milota		Team ISR			
N°	In Day Time	In Time	Out Time	Pit Time	T. Pit Time	Handicap	Diff.
1	9:05:53.679	9:05:53.679	9:08:22.880	2:29.201	2:29.201		
2	9:16:08.012	9:16:08.012	9:23:36.664	7:28.652	9:57.853		

77 Alfredo Hernández Mercedes AMG GT3 EVO

AM		Stéphane Tribaudini		Grupo Prom Racing Team			
N°	In Day Time	In Time	Out Time	Pit Time	T. Pit Time	Handicap	Diff.
1	9:09:22.107	9:09:22.107	9:11:46.647	2:24.540	2:24.540		
2	9:34:29.015	9:34:29.015	9:36:00.055	1:31.040	3:55.580		

80 André Fernandes Porsche 991.2 GT3R

AM		Angelo Fontana		AF Motorsport			
N°	In Day Time	In Time	Out Time	Pit Time	T. Pit Time	Handicap	Diff.
1	9:21:04.394	9:21:04.394	9:24:34.350	3:29.956	3:29.956		

88 Darren Kell McLaren 720 Evo GT3

PROAM		James Kell		Track Focused			
N°	In Day Time	In Time	Out Time	Pit Time	T. Pit Time	Handicap	Diff.
1	9:19:40.955	9:19:40.955	9:24:07.980	4:27.025	4:27.025		
2	9:31:35.959	9:31:35.959	9:33:01.856	1:25.897	5:52.922		

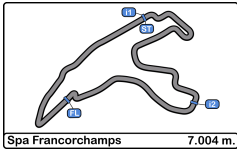
97 Charles Bateman Aston Martin AMR Vantage GT3 EVO

PROAM		Jonny Adam		Blackthorn			
N°	In Day Time	In Time	Out Time	Pit Time	T. Pit Time	Handicap	Diff.
1	9:03:05.405	9:03:05.405	9:09:18.301	6:12.896	6:12.896		
2	9:12:11.115	9:12:11.115	9:13:35.312	1:24.197	7:37.093		
3	9:16:52.531	9:16:52.531	9:18:17.140	1:24.609	9:01.702		
4	9:23:17.736	9:23:17.736	9:24:51.544	1:33.808	10:35.510		
5	9:27:24.528	9:27:24.528	9:28:49.537	1:25.009	12:00.519		
6	9:31:16.469	9:31:16.469	9:32:44.081	1:27.612	13:28.131		

108 Ameerh Naran Mercedes AMG GT3 EVO

PROAM		Theodor Jensen		Iron Lynx			
N°	In Day Time	In Time	Out Time	Pit Time	T. Pit Time	Handicap	Diff.
1	9:04:04.605	9:04:04.605	9:05:23.789	1:19.184	1:19.184		
2	9:28:10.909	9:28:10.909	9:29:43.719	1:32.810	2:51.994		





Spa Francorchamps
International GT Open
Free Practice - 3
Pit Stop Analysis

117 Mikkel O. Pedersen Porsche 911 GT3 R EVO (992)

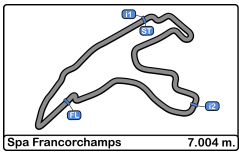
PROAM Lars Engelbrekt Pedersen Mikkel O. Pedersen Racing

Nº	In Day Time	In Time	Out Time	Pit Time	T. Pit Time	Handicap	Diff.
1	9:10:50.352	9:10:50.352	9:12:19.165	1:28.813	1:28.813		
2	9:19:12.944	9:19:12.944	9:29:11.759	9:58.815	11:27.628		

777 Marcin Jedliński Ferrari 296 GT3 EVO

PROAM Karol Basz Olimp Racing

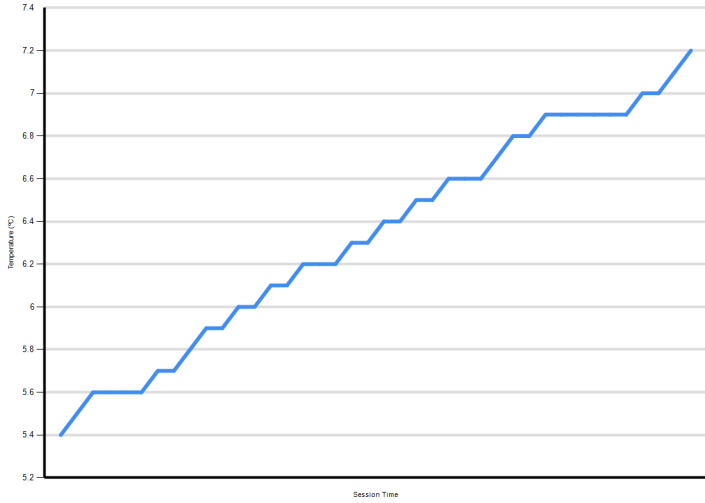
Nº	In Day Time	In Time	Out Time	Pit Time	T. Pit Time	Handicap	Diff.
1	9:13:14.691	9:13:14.691	9:14:40.514	1:25.823	1:25.823		
2	9:18:38.028	9:18:38.028	9:23:45.236	5:07.208	6:33.031		
3	9:34:08.032	9:34:08.032	9:35:13.359	1:05.327	7:38.358		



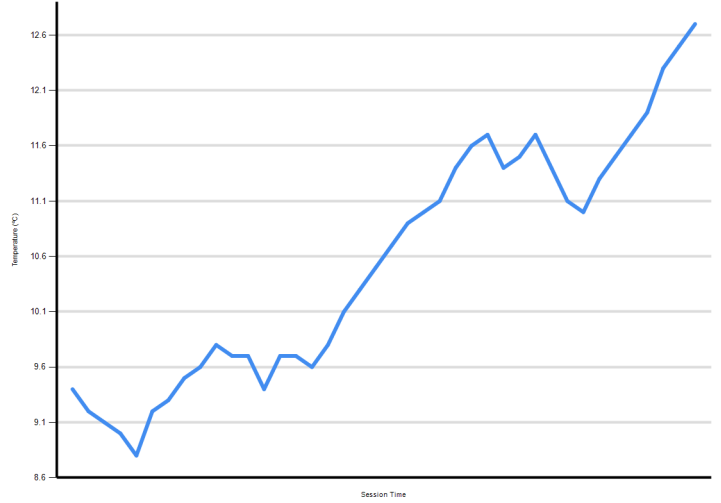
Spa Francorchamps
International GT Open
Free Practice - 3
Weather Report



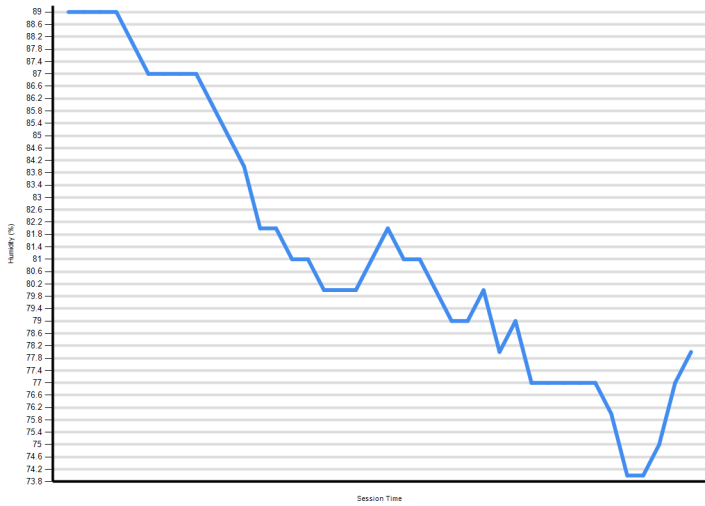
Air Temperature



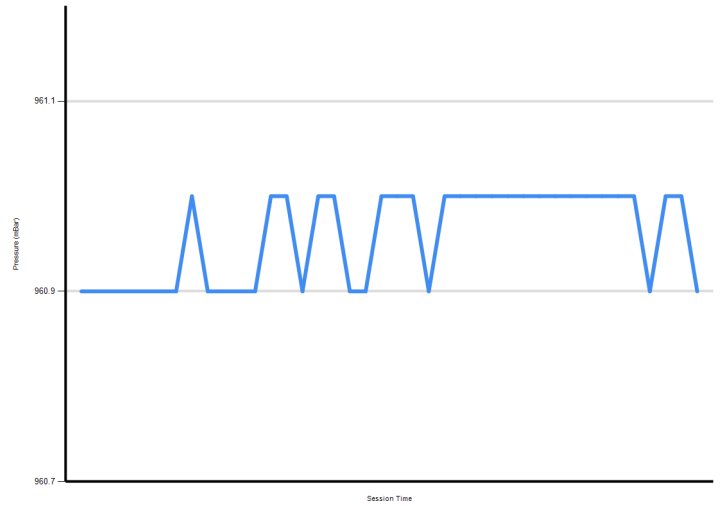
Track Temperature



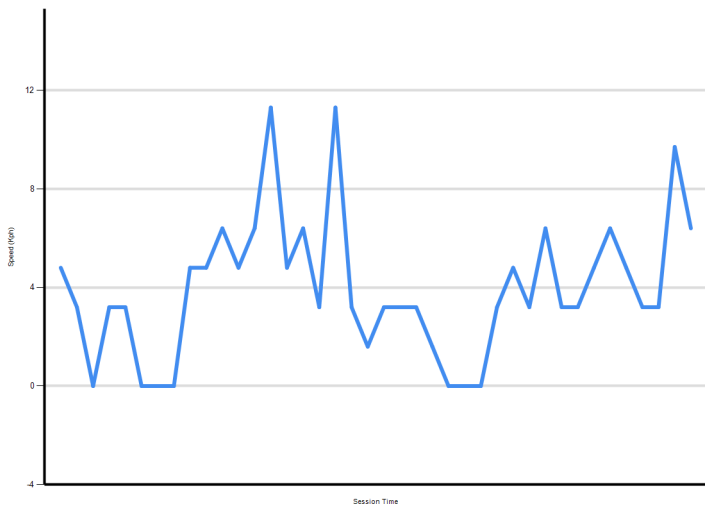
Humidity



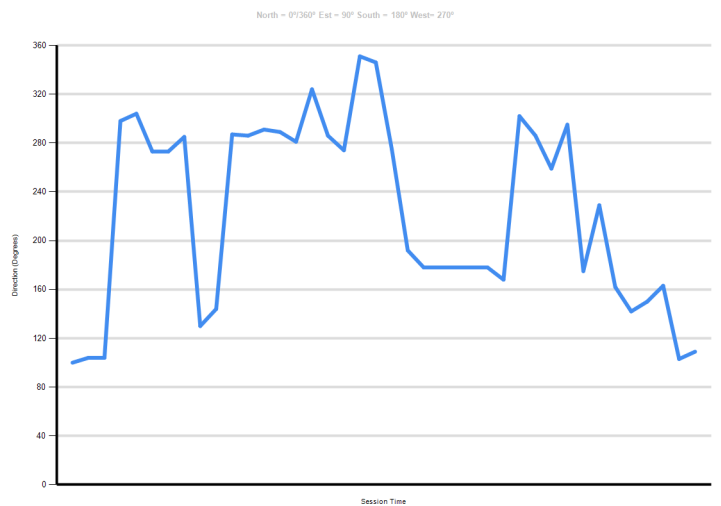
Pressure

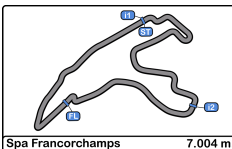


Wind Speed



Wind direction





Spa Francorchamps
International GT Open
Free Practice - 1 - 2 - 3
Combined Results

INTERNATIONAL
GT OPEN 500

Cls	N°	Entrant/Team	Nat	Driver 1	Nat	Driver 2	Nat	Vehicle	Cat	Cls	Laps	FP1	FP2	FP3	Best	Gap	Interval	Km/h	
1	55	AF Corse	ITA	Laurent De Meeus	BEL	Vincent Abril	FRA	Ferrari 296 GT3 EVO	PROAM	1	47	2:16.499	2:17.246	2:44.735	4	2:16.499		184.7	
2	911	ZRS Motorsport	ITA	Pietro Armanni	ITA	Norbert Siedler	AUT	Porsche 911 GT3 R EVO (992)	PRO	1	41	2:18.709	2:16.680	1	2:16.680	0.181	0.181	184.4	
3	27	Optimum Motorsport	GBR	Morgan Tillbrook	GBR	Ben Barnicoat	GBR	McLaren 720s GT3 Evo	PROAM	2	47	2:16.858	2:17.279	2:23.160	8	2:16.858	0.359	0.178	184.2
4	71	Team Motopark	DEU	Christian Mansell	AUS	Maximilian Götz	DEU	Mercedes AMG GT3 EVO	PRO	2	40	2:16.901	2:17.394	4	2:16.901	0.402	0.043	184.1	
5	7	PTT Racing	POL	Hubert Darmetko	POL	Fabian Dybionka	POL	BMW M4 GT3 EVO	PROAM*	3	31	2:16.957	2:18.398	1	2:16.957	0.458	0.056	184.1	
6	63	Scuderia Villorba Corse	ITA	Leonardo Moncini	ITA	Rodrigo Testa	PRY	Lamborghini Huracan Evo 2	PRO	3	38	2:18.082	2:17.035	9	2:17.035	0.536	0.078	183.9	
7	54	CBRX by SPS	DEU	Dexter Müller	CHE	Yannick Mettler	CHE	Mercedes AMG GT3 EVO	PROAM	4	52	2:18.531	2:17.084	2:22.807	1	2:17.084	0.585	0.049	183.9
8	88	Track Focused	GBR	Darren Kell	GBR	James Kell	GBR	McLaren 720 Evo GT3	PROAM	5	48	2:18.122	2:17.106	2:23.166	1	2:17.106	0.607	0.022	183.9
9	97	Blackthorn	GBR	Charles Bateman	GBR	Jonny Adam	GBR	Aston Martin AMR Vantage GT3 EVO	PROAM	6	30		2:17.166	2:20.598	1	2:17.166	0.667	0.060	183.8
10	25	Into Africa Racing by Dragon Racing Intl.	ARE	Xolile Letlaka	ZAF	Stuart White	ZAF	Ferrari 296 GT3	PROAM	7	38	2:17.216	2:27.795	2:26.235	1	2:17.216	0.717	0.050	183.7
11	44	Greystone GT	GBR	Jayden Kelly	GBR	McKenzv Cresswell	GBR	McLaren 720s GT3 Evo	PRO	4	43	2:17.957	2:17.382	1	2:17.382	0.883	0.166	183.5	
12	75	Team ISR	CZE	Filip Salaquarda	CZE	Libor Milota	CZE	Audi R8 LMS GT3 Evo II	PROAM	8	56	2:17.757	2:17.429	2:19.657	1	2:17.429	0.930	0.047	183.4
13	777	Olimp Racing	POL	Marcin Jedliński	POL	Karol Basz	POL	Ferrari 296 GT3 EVO	PROAM	9	50	2:17.560	2:19.745	2:23.466	9	2:17.560	1.061	0.131	183.2
14	11	Fach Auto Tech	CHE	Alexander Schwarzer	MEX	Alexander Fach	CHE	Porsche 911 GT3 R EVO (992)	PROAM	10	49	2:18.165	2:17.560	2:20.283	6	2:17.560	1.061	0.000	183.2
15	28	Team Motopark	DEU	Marcelo Ramírez	MEX	Dominik Baumann	AUT	Mercedes AMG GT3 EVO	PRO	5	38	2:19.301	2:17.591	4	2:17.591	1.092	0.031	183.2	
16	96	AF Corse	ITA	Yaroslav Veselaho	UKR	Yifei Ye	CHN	Ferrari 296 GT3 EVO	PRO	6	40	2:18.083	2:17.651	1	2:17.651	1.152	0.060	183.1	
17	26	Saintéloc Racing	FRA	Michaël Blanchemain	FRA	Jim Pla	FRA	Audi R8 LMS GT3 Evo II	PROAM	11	53	2:17.724	2:17.805	2:21.282	1	2:17.724	1.225	0.073	183.0
18	117	Mikkel O. Pedersen Racing	DNK	Mikkel O. Pedersen	DNK	Lars Engelbrekt Pedersen	DNK	Porsche 911 GT3 R EVO (992)	PROAM	12	46	2:17.935	2:17.790	2:23.566	9	2:17.790	1.291	0.066	182.9
19	33	Greystone GT	GBR	Zac Meakin	GBR	Dean Macdonald	GBR	McLaren 720s GT3 Evo	PRO	7	40	2:18.144	2:17.817	1	2:17.817	1.318	0.027	182.9	
20	51	AF Corse	ITA	Rafael Durán	ESP	Tommaso Mosca	ITA	Ferrari 296 GT3 EVO	PRO	8	41	2:17.897	2:18.225	6	2:17.897	1.398	0.080	182.8	
21	5	Olimp Racing	POL	Stanislaw Jedliński	POL	Krystian Korzeniowski	POL	Ferrari 296 GT3 EVO	AM	1	42	2:19.436	2:17.962	3:00.993	7	2:17.962	1.463	0.065	182.7
22	17	Elite Motorsport with Entire Race Engineering	GBR	Tom Emson	GBR	Tom Lebbon	GBR	Ferrari 296 GT3 EVO	PRO	9	38	2:19.444	2:18.002	1	2:18.002	1.503	0.040	182.7	
23	24	Greystone GT	GBR	Andrey Borodin	IND	Oliver Webb	GBR	McLaren 720s GT3 Evo	PROAM	13	44	2:19.417	2:18.176	2:25.217	9	2:18.176	1.677	0.174	182.4
24	77	Grupo Prom Racing Team	DEU	Alfredo Hernández	MEX	Stéphane Tribaudini	FRA	Mercedes AMG GT3 EVO	AM	2	47	2:20.634	2:18.284	2:31.286	1	2:18.284	1.785	0.108	182.3
25	10	2 Seas Motorsport	BHR	Scott Noble	USA	Jason Hart	USA	Mercedes AMG GT3 EVO	AM	3	54	2:18.912	2:19.537	2:22.144	1	2:18.912	2.413	0.628	181.5
26	16	AF Corse	ITA	Marcelo Hahn	BRA	Galid Osman	BRA	Ferrari 296 GT3	AM	4	50	2:21.525	2:19.235	2:24.217	1	2:19.235	2.736	0.323	181.0
27	12	Fach Auto Tech	CHE	Joel Monegro Reyes	DNK	Lucas Wolf	DEU	Porsche 911 GT3 R EVO (992)	AM	5	42	2:22.701	2:19.340	2:36.938	2	2:19.340	2.841	0.105	180.9
28	108	Iron Lynx	ITA	Ameerh Naran	ZVE	Theodor Jensen	DNK	Mercedes AMG GT3 EVO	PROAM	14	48	2:23.632	2:20.017	2:23.833	1	2:20.017	3.518	0.677	180.0
29	80	AF Motorsport	PRY	André Fernandes	PRY	Angelo Fontana	VEN	Porsche 991.2 GT3R	AM	6	50	2:21.106	2:22.013	2:21.900	1	2:21.106	4.607	1.089	178.6
30	6	Baron Motorsport Team	AUT	Andrzej Lewandowski	POL	Adrian Lewandowski	POL	Ferrari 296 GT3	AM	7	51	2:22.917	2:21.656	2:21.667	1	2:21.656	5.157	0.550	177.9
31	14	Good Speed Racing Team	POL	Piotr Wira	POL	Tomasz Magdziarz	POL	Aston Martin AMR Vantage GT3 EVO	AM	8	47	2:22.846	2:21.887	2:25.255	9	2:21.887	5.388	0.231	177.7

Published at:.....

Race Director:	Alessandro Ferrari	Timekeeper:	Luis García
	ACI DGA 392080		JCR-2654-ESP/M

